Einblenden eines Logos für eine vorgegebene Zeit, nach einem Event

- **Bild** unter „admin -> Manage Image Files“ hochladen
- **Logo Profil** unter „admin -> Logo Profiles“ anlegen

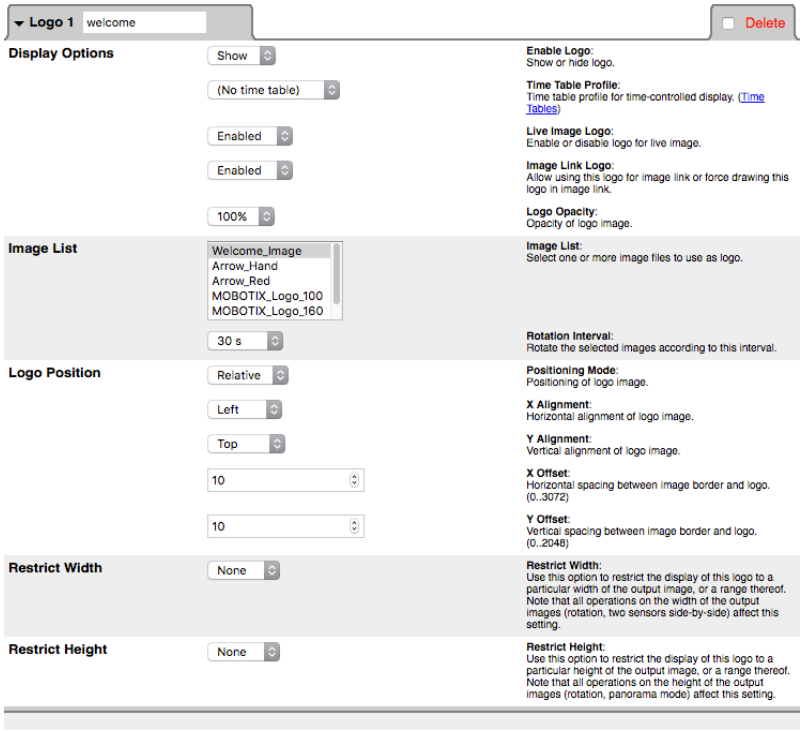

- **Image Profile** unter „admin -> Image Profiles“ mit deiner Live verwendeten Auflösung erstellen

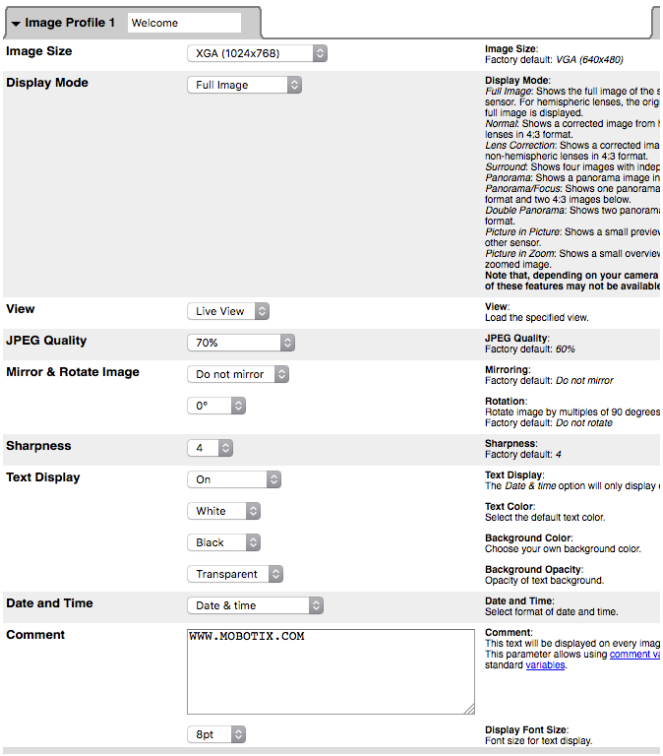

- **IP Notify's** unter „admin -> IP Notify Profiles“ erstellen

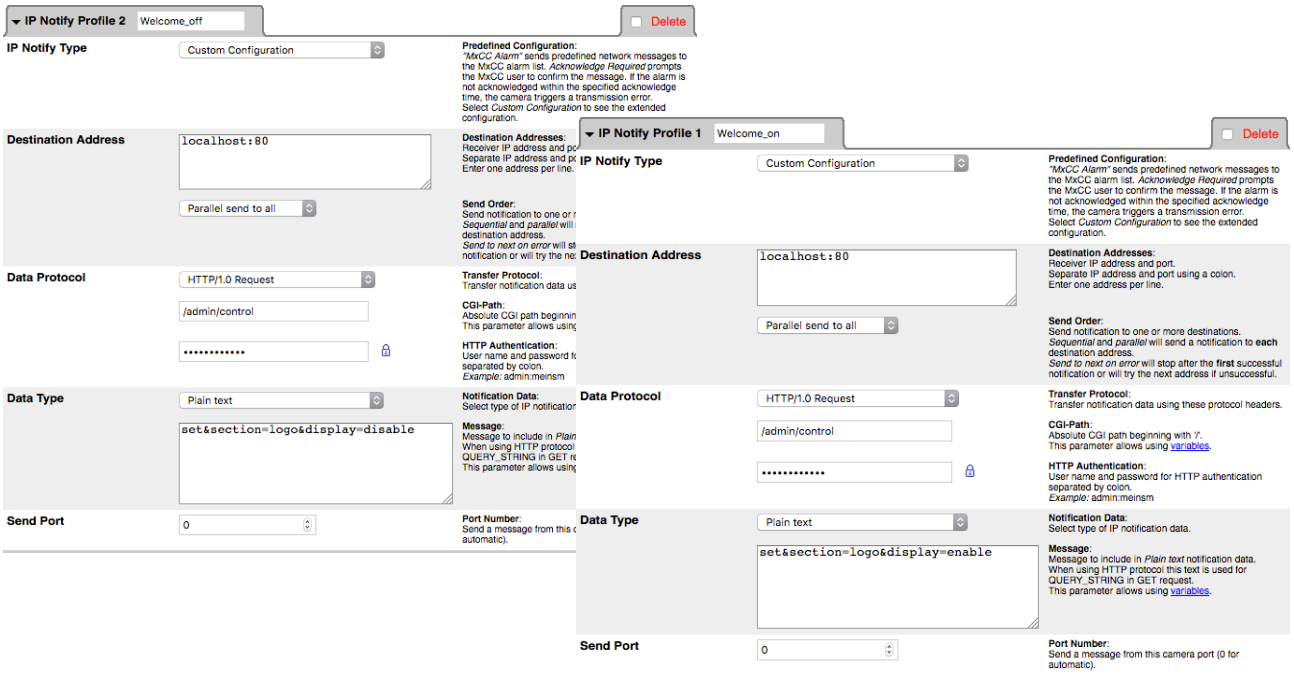

Destination Adress:	localhost:80
Data Protocol:	HTTP/1.0 Request /admin/control admin:meinsm (oder gewähltes Passwort)
Data Type:	Plain text set&section=logo&display=disable oder enable

- **Events** unter „control -> Event Overview“ anlegen (Bsp. Event von Herta Facerecognition)

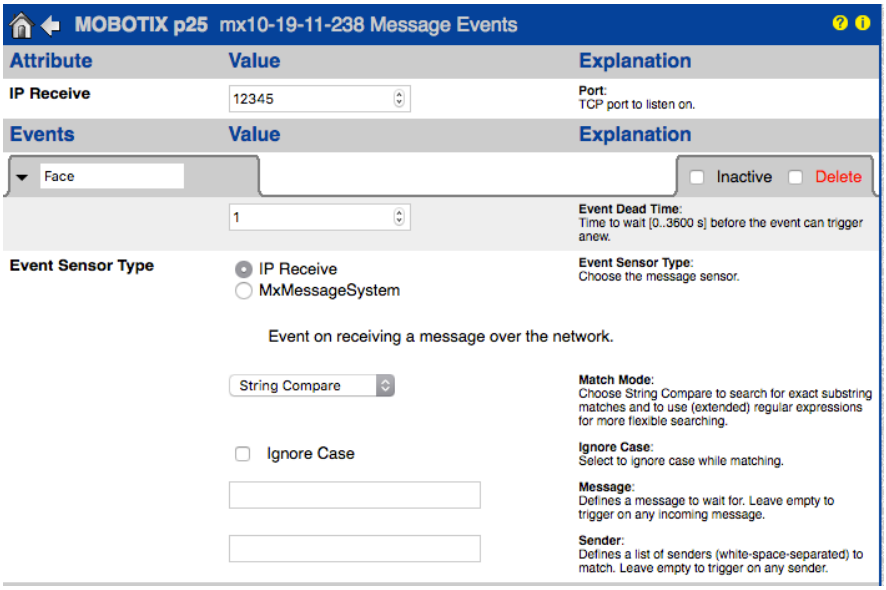

- **Action** unter „control -> Action Group“ Anlegen

General Settings	Value	Explanation
Action Group	Welcome	**Name**: The name is purely informational.
	Enabled	**Arming**: Controls this action group: *Enabled*: activate the group. *Off*: deactivate the group. *SI*: group armed by signal input. *CS*: group armed by custom signal as defined in General Event Settings.
	(No time table)	**Time Table**: Time table for this action profile (Time Tables).
Event Selection	(select none) ---------- Image Analysis: AS Message: IP-String Herta Signal: UC	**Event Selection**: Select the events which will trigger the actions below. Use [Ctrl] Click to select more than one event. Events in parentheses need to be activated first.
Action Details	1	**Action Deadtime**: Time to wait [0..3600 s] before a new action can take place.
	Consecutively	**Action Chaining**: Choose how the status of each subaction influences the execution of all others. *Simultaneously*: All actions are executed simultaneously. *Simultaneously until first success*: Simultaneous execution, but as soon as one action succeeds (i.e. has been completed or the phone is picked up), all others are terminated. *Consecutively*: All actions are executed in the specified order. *Consecutively until first success*: Consecutive execution, but as soon as one action *succeeds*, the following actions are not executed. *Consecutively until first failure*: Consecutive execution, but as soon as one action *fails*, the following actions are not executed.

Auslöse Event

Actions	Value	Explanation
Action 1	IP Notify: Welcome_on	**Action Type and Profile**: Select the Action Profile to be executed.
Delete	0	**Action Timeout or Duration**: If this action runs longer than the time specified [0..3600 s], it is aborted and returns an error; 0 to deactivate. For *Image Profile* action, this is the duration and no error returns.
Action 2	Image Profile: Live	**Action Type and Profile**: Select the Action Profile to be executed.
Delete	3	**Action Timeout or Duration**: If this action runs longer than the time specified [0..3600 s], it is aborted and returns an error; 0 to deactivate. For *Image Profile* action, this is the duration and no error returns.
Action 3	IP Notify: Welcome_off	**Action Type and Profile**: Select the Action Profile to be executed.
Delete	0	**Action Timeout or Duration**: If this action runs longer than the time specified [0..3600 s], it is aborted and returns an error; 0 to deactivate. For *Image Profile* action, this is the duration and no error returns.

Add new action

Als erstes wird das Logo Profil aktiviert

Dann das Image Profile, Zeitkonstante.

Wichtig Zeit angeben

nach der Zeit wird das Logo Profil wieder aus geschaltet

Fertig !!!!